

# Smart-UPS 230 V



Advanced line interactive power protection  
for servers and network equipment



## The world's most popular network and server UPS

The award-winning Smart-UPS™ unit from APC™ by Schneider Electric™ is the most popular UPS in the world for servers, storage, and networks. Trusted to protect critical data and equipment from power problems, the UPS supplies clean and reliable network-grade power. In addition to legendary reliability and manageability, Smart-UPS units have extremely high efficiency at low, medium, and high load levels, making them ideal for today's multi-core or virtualized servers that have varying load consumption. Available in a variety of form factors (tower, rack-mount, rack/tower convertible), there is a model for every application and budget.

Intelligent and efficient network power protection from entry level to scaleable runtime. Ideal for servers, point-of-sale, routers, switches, hubs, and other network devices.

- Reliable
- Intelligent
- Efficient
- Manageable



# Smart-UPS Tower and Rack-mount 750 – 3,000 VA




Application-optimized standard models ideal for servers, storage, point-of-sale, and other network devices



[SMT1500RM11U]



[SMT1500RM12U]



[SMT3000RM12U]



[SMT1000I]



[SMT1000I]

## Standard Features

### High-efficiency Green Mode:

Optimum efficiency which saves utility and cooling costs.

### Emergency Power Off (EPO):

Provides for remote UPS shut-off in the event of a fire or other emergency (2,200 VA and above).

### Alphanumeric LCD Display:

Intuitive interface provides detailed and accurate information with ability to configure locally.

### Battery Disconnect:

Convenient way to disconnect battery for transport.

### Network-grade Power:

Provides most stable power conditions by filtering noise, automatic voltage regulation (AVR), and surge protection.

### Communication Ports:

Serial, USB, and SmartSlot™ for accessory cards.


### Advanced Battery Management:

Temperature-compensated charging extends life and advanced algorithms recommend replacement date.

# Smart-UPS Extended Run 750 – 3,000 VA



Convertible extended run models ideal for critical servers and voice/data switches.



[ SMX3000HV ]



[ SMX3000RMHV2U ]



## Additional Features

### Slim 2U Rack/Tower and 4U Short Depth Convertible Forms:

Display rotates easily for use in or out of a rack.

### High-frequency Design:

Reduces size of (or eliminates) bulky transformers making installation even easier.

### High-voltage Models:

(2.2 kVA and above)

Configurable output from 200 VA – 240 VA on high-voltage models.

### Models available with Pre-installed Network Cards:

Models with “NC” suffix have pre-installed AP9631 network cards with environmental monitoring.

### Smart External Battery Connector:


Accept external batteries and increases runtime automatically to increase availability.

### Switched Outlet Groups:

Reboot hung devices, shed non-critical loads to conserve runtime, and sequence start-up/turn off.



[ SMX1500RM2UNC ]



[ SMX3000RMHV2U ]

# Smart-UPS Display



Intuitive, easy-to-use LCD interface

## Standard Features

### LCD Display Screen

Clear, consistent, and detailed information in your choice of basic or advanced menus.

### Power Status:

- Operating mode and efficiency
- Load VA/Watts/Amps
- Input/Output voltage and frequency
- Battery capacity and runtime
- Energy meter and more

### Control:

UPS and outlet group settings

### Configuration:

- Language
- Power quality settings
- Alarm, delay, and threshold settings

### Test and Diagnostics:

Initiate battery and runtime calibration tests

### Logs:

See explanation of last 10 transfers and faults

### About:

UPS and replacement battery part numbers, serial numbers, battery install, and suggested replacement dates

### About:

UPS and replacement battery part numbers, serial numbers, battery install, and suggested replacement dates

### Quick Status Indicators

Online, on battery, fault, and replace battery LEDs for quick status identification.

### Escape:

Exits to the previous menu or screen.

### Return:

Used to enter or confirm settings.

### Navigation Arrows:

Allow for quick adjustment of settings.



## Product Services and Accessories

Schneider Electric Critical Power & Cooling Services (CPCS) provides the highest quality services and solutions by trained and trusted professionals. Our world-class services offer a smart way to build, operate, and maintain your critical applications, ensuring the right people, in the right place, at the right time.

### Management Cards

AP9630: UPS Network Management Card

AP9631: UPS Network Management Card with Environmental Monitoring

AP9620: Legacy Communications SmartSlot Card

### Battery Packs

SMX48RMBP2U: APC Smart-UPS 48 V External Battery Pack Rack/Tower

SMX120RMBP2U: APC Smart-UPS 120 V External Battery Pack Rack/Tower

### Additional Accessories

AP9625: APC Smart-UPS Two-post Rail Kit

SMX039-2: APC Smart-UPS 48V Battery Extension Cable

SMX040: APC Smart-UPS 120V Battery Extension Cable


### Service Bypass Panels

SBP1500RM: APC Service Bypass PDU, 120 V; 15 AMP W/ (8) NEMA 5-15R

SBP3000RM: APC Service Bypass PDU, 120 V; 30 AMP W/ (4) NEMA 5-20R and (1) L5-30R

SBP3000: APC Service Bypass Panel- 100 – 240 V; 30 A; BBM; Hard-wire Input/Output

SBP3000RMHW: APC Service Bypass Panel- 100 – 240 V; 30 A; BBM; Hard-wire Input/Output



AP9631



SBP3000RM

# Standard Tower models



Product feature	SMT750I	SMT1000I	SMT1500I	SMT2200I	SMT3000I
<b>Output</b>					
Power capacity	500 W/750 VA	700 W/1,000 VA	1,000 W/1,500 VA	1,980 W/2,200 VA	2,700 W/3,000 VA
Nominal output voltage	230 V (also configurable to 220 or 240 V nominal)				
Output frequency	47 – 53 Hz for 50 Hz nominal; 57 – 63 Hz for 60 Hz nominal				
Waveform type	Sine wave				
Output connections	(6) IEC320 C13	(8) IEC320 C13		(8) IEC320 C13, (1) IEC320 C19	
	Outlets arranged in two groups of which one is controllable				
<b>Input</b>					
Nominal input voltage	230 V				
Input voltage range for main operations (Max adjustable range)	160 – 285 V (151 – 302 V)				
Input frequency	50/60 Hz +/- 3 Hz (auto sensing)				
Input connection	IEC320 C14			IEC – 320 C20, Schuko CEE7/EU1 –16P, British BS1363A	
<b>Batteries and runtime</b>					
Battery type	Maintenance-free sealed lead-acid battery with suspended electrolyte; leak proof				
Replacement battery	RBC48	RBC6	RBC7	RBC55	
<b>Runtime estimates</b>					
200 W	:22	:45	1:24	2:17	2:29
500 W	:05	:10	:23	:51	:55
700 W		:06	:12	:34	:37
1,000 W			:07	:21	:23
1,400 W				:13	:14
1,600 W				:10	:12
Full load	:05	:06	:07	:07	:06
<b>Communication and management</b>					
Interface ports	Serial (RJ45), USB, and SmartSlot				
Control panel and audible alarms	Alpha-numeric LCD display with LED status indicators; alarm on battery, distinctive low battery alarm and configurable delays				
Emergency power off (EPO)	Optional			Yes	
<b>Physical</b>					
Maximum height – cm (in.)	16.1 (6.3)	21.9 (8.6)	21.9 (8.6)	43.5 (17.1)	
Maximum width – cm (in.)	13.8 (5.4)	17.1 (6.7)	17.1 (6.7)	19.7 (7.8)	
Maximum depth – cm (in.)	36.3 (14.3)	43.9 (17.3)	43.9 (17.3)	54.4 (21.4)	
Net weight – kg (lb.)	13.2 (29)	18.86 (42)	18.86 (42)	48.8 (108)	52.5 (116)
<b>Conformance</b>					
Regulatory	C-tick, CE, EN62040-1, EN62040-2, EN60950-1, GOST, VDE				
Warranty	3-year electronics, 2-years battery				

# Standard Rack-mount models



Product feature	SMT750RMI2U	SMT1000RMI2U	SMT1500RMI1U	SMT1500RMI2U	SMT2200RMI2U	SMT3000RMI2U
<b>Output</b>						
Power capacity	500 W/ 750 VA	700 W/ 1,000 VA	1,000 W/ 1,500 VA	1,000 W/ 1,500 VA	1,980 W/ 2,200 VA	2,700 W/ 3,000 VA
Nominal output voltage	230 V (configurable for 220, 230 or 240), 230 V (configurable for 220, 230 or 240)					
Output frequency	47 – 53 for 50 Hz nominal; 57 – 63 Hz for 60 Hz nominal					
Waveform type	Sine wave					
Output connections (Outlets arranged in two groups of which one is controllable)	(4) IEC320 C13				(8) IEC320 C13, (1) IEC320 C19	
<b>Input</b>						
Nominal input voltage	230 V (configurable for 220, 230 or 240), 230 V (configurable for 220, 230 or 240)					
Input voltage range for main operations (Max adjustable range)	160 – 286 V (150 – 300 V)	170-304V	160 – 286 V (150 – 300 V)			
Input frequency	50/60 Hz +/-3 Hz (auto sensing)					
Input connection	IEC320 C14				IEC320 C20	
<b>Batteries and runtime</b>						
Battery type	Maintenance-free sealed lead-acid battery with suspended electrolyte; leak proof					
Replacement battery	APCRBC123	APCRBC132	APCRBC88	APCRBC133	RBC43	
<b>Runtime estimates</b>						
200 W	:24	1:10	1:32	:27	1:24	1:26
500 W	:05	:17	:26	:12	:35	:38
600 W		:12	:19	:09	:28	:31
700 W		:09	:14	:07	:24	:26
1,000 W			:07	:04	:15	:17
1,400 W					:09	:11
1,600 W					:07	:09
Full load	:06	:09	:07	:04	:05	:03
<b>Communication and management</b>						
Interface ports	Serial (RJ45), USB, and SmartSlot					
Control panel and audible alarms	Alpha-numeric LCD display with LED status indicators; alarm on battery, distinctive low-battery alarm and configurable delays					
Emergency power off (EPO)	Optional				Yes	
<b>Physical</b>						
Maximum height – cm (in.)	8.9 (3.5)	8.9 (3.5)	4.4 (1.75)	8.9 (3.5)	8.6 (3.39)	8.6 (3.39)
Maximum width – cm (in.)	43.2 (17.0)	43.2 (17.0)	43.2 (17.0)	43.2 (17.0)	48.0 (18.9)	48.0 (18.9)
Maximum depth – cm (in.)	40.6 (16.0)	45.7 (18.0)	66.0 (26.0)	45.7 (18.0)	68.3 (26.9)	68.3 (26.9)
Net weight kg (lb.)	17.27 (38.0)	28.18 (62.0)	24.09 (53.0)	28.64 (63.0)	42.31 (93.0)	44.28 (97.4)
<b>Conformance</b>						
Regulatory	C-tick, CE, EN62040-1, EN62040-2, EN60950-1, GOST, VDE					
Warranty	3-year electronics, 2-years battery					

# Extended Run Rack/Tower Convertible 2U models



Product feature	SMX750I	SMX1000I	SMX1500RMI2U*	SMX2200RMHV2U	SMX3000RMHV2U*
<b>Output</b>					
Power capacity	600 W/750 VA	800 W/1,000 VA	1,200 W/1,500 VA	1,980 W/2,200 VA	2,700 W/3,000 VA
Nominal output voltage	230 V (also configurable to 220 or 240 V nominal)			200/208/220/230/240 V	
Output frequency	47 – 53 Hz for 50 Hz nominal; 57 – 63 Hz for 60 Hz nominal				
Waveform type	Sine wave				
Output connections (Switched groups)	(8) IEC320 C13 outlets (750 has 1 group, 1000 has 2 groups, 1500 has 3 groups)			(8) IEC320 C13 and (1) IEC320 C19 outlets (3 switched outlet groups)	
<b>Input</b>					
Nominal input voltage	230 V			200 – 240 V	
Input voltage range for main operations (Max adjustable range)	160 – 286 V (150 – 300 V)			140 – 280V	
Input frequency	50/60 Hz +/- 3 Hz (auto sensing)				
Input connection	IE C320 C14			IE C320 C20	
<b>Batteries and runtime</b>					
Battery type	Maintenance-free sealed lead-acid battery with suspended electrolyte; leak proof				
Replacement battery (UPS)	APCRBC116	APCRBC115	APCRBC117		
External Battery Pack	SMX48RMBP2U			SMX120RMBP2U	
Replacement battery (XBP)	APCRBC115			APCRBC118	
Typical back up time at other load conditions, and with external battery packs	Please refer to <a href="http://www.apc.com">www.apc.com</a> for runtime charts				
<b>Communication and management</b>					
Interface ports	Serial (RJ45), USB and Smartslot (Note: models denoted with asterisk * are also available in "NC" version with pre-installed AP9631 network management card.)				
Control panel and alarms	Alphanumeric LCD display with LED status indicators; alarm on battery, distinctive low battery alarm, and configurable delays				
Emergency power off (EPO)	Yes				
<b>Surge protection</b>					
Surge energy rating	540 J				
Filtering	Full-time multi-pole noise filtering: 0.3% IEEE surge let-through, zero clamping response time, meets UL 1449				
<b>Physical</b>					
Maximum height – cm (in.)	8.9 (3.5) (2U)				
Maximum width – cm (in.)	43.2 (17.0)				
Maximum depth – cm (in.)	49.3 (19.0)			66.7 (26.26)	
Net weight kg (lb.)	(48.5)	22.9 (50.3)	24.8 (54.6)	37.3 (82.1)	
<b>Conformance</b>					
Regulatory	C-tick, CE, EN62040-1, EN62040-2, EN60950-1, GOST, VDE			C-tick, CE, EN62040-1, EN62040-2, EN60950-1, GOST, VDE, UL 1778	
Warranty	3-years electronics, 2-years battery				

# Extended Run Rack/Tower Convertible 4U Short Depth models



Product feature	SMX2200HV	SMX3000HV*
<b>Output</b>		
Power capacity	1,980 W/2,200 VA	2,700 W/3,000 VA
Nominal output voltage	230 V (user selectable 200 – 240 V)	
Output frequency	57 – 63 Hz	
Waveform type	Sine wave	
Output connections (3 switched outlet groups)	(8) IEC320 C13 and (2) IEC320 C19 outlets	
<b>Input</b>		
Nominal input voltage	230 V (user selectable 200 – 240 V)	
Input voltage range for main operations (Max adjustable range)	140 – 280V	
Input frequency	50/60 Hz +/- 3 Hz (auto sensing)	
Input connection	IE C320 C20	
<b>Batteries and runtime</b>		
Battery type	Maintenance-free sealed lead-acid battery with suspended electrolyte; leak proof	
Replacement battery (UPS)	APCRBC143	
External Battery Pack	SMX120BP	
Replacement battery (XBP)	APCRBC143	
Typical back up time at other load conditions, and with external battery packs	Please refer to <a href="http://www.apc.com">www.apc.com</a> for runtime charts	
<b>Communication and management</b>		
Interface ports	Serial (RJ45), USB and SmartSlot (Note: models denoted with asterisk * are also available in "NC" version with pre-installed AP9631 network management card.)	
Control panel and alarms	Alphanumeric LCD display with LED status indicators; alarm on battery, distinctive low battery alarm, and configurable delays	
Emergency power off (EPO)	Yes	
<b>Surge protection</b>		
Surge energy rating	540 J	
Filtering	Full-time multi-pole noise filtering: 0.3% IEEE surge let-through, zero clamping response time, meets UL 1449	
<b>Physical</b>		
Maximum height – cm (in.)	43.2 (17)	
Maximum width – cm (in.)	17.8 (7)	
Maximum depth – cm (in.)	48.3 (19)	
Net weight kg – kg (lb.)	38.6 (85)	
<b>Conformance</b>		
Regulatory	C-tick, CE, EN62040-1, EN62040-2, EN60950-1, GOST, VDE, UL 1778	
Warranty	3-years electronics, 2-years battery	